



System Report

December 1, 2013 – February 28, 2014

**Data Period – Fourth Quarter 2013
(October-November-December)**

Mississippi Trauma Care System

*Designated Trauma Care Providers
Working Together to Prevent and Treat Trauma*

Prepared for:

Mississippi State Board of Health

February 20, 2014

Introduction

The goal of the Mississippi Trauma Care System is to deliver the **right** patient to the **right** hospital the **first** time. Research shows that this approach decreases mortality. Trauma remains the leading cause of death for Mississippians age 1 to 44 and Mississippi ranks third in the nation for unintentional injury deaths.

Mississippi began development of a statewide trauma system in 1991. The Mississippi Legislature charged the Mississippi State Department of Health with the responsibility for oversight of trauma system development. Since that time the state has adopted a trauma care plan, established seven designated trauma regions, designated qualifying hospitals as trauma centers, maintains a trauma registry, and disbursed funding to trauma regions, trauma centers, and physicians.

The Mississippi Legislature passed House Bill 1405 during the 2007 Regular Session to revitalize and more fully fund the Mississippi Trauma Care System. Mississippi moved from a voluntary system with indigent reimbursement, to a mandatory system with block grant funding based on participation; the first trauma system of its type in the United States. As suggested by the Mississippi Trauma Care Task Force, this report on the Mississippi Trauma Care System will be submitted quarterly to the Mississippi State Board of Health.



Quarterly Activities

Trauma Registry:

Trauma Registry Users' Group Attendees January 22, 2014					
Ct	Last Name	First Name	Region	Facility	Total
1	Cowart	Amie	Delta	Regional Medical Center at Memphis	1
2	Furtick	Diane	North	North MS Medical Center-Tupelo	1
3	Hall	Angie	Central	Madison River Oaks Medical Center	1
4	Holmes	Amy	Delta	Delta Regional Medical Center	1
5	Jones	Candance	Central	University Medical Center	1
6	Knight	Bobbie	Southeast	South Central Regional Medical Center	1
7	Lafayette	Mindy	Delta	Baptist Memorial Hospital	1
8	Mathis	Sandi	Costal	Memorial Hospital at Gulfport	1
9	Murphy	Monica	Delta	Greenwood Leflore Hospital	1
10	Pennington	Linda	Southeast	Wesley Medical Center	1
11	Richards	Ben	Central	Central Mississippi Medical Center	1
12	Rowe	Geri	Central	Central Mississippi Medical Center	1
13	Sanderson	Belinda	North	Gilmore Memorial Regional Medical Center	1
14	Smalley	Gloria	Southeast	South East Trauma Care Region	1
15	Smith	Barbara	Central	Central Mississippi Medical Center	1
16	Strayer	Karlene	Central	Mississippi Baptist Medical Center	1
17	Wilson	Lisa	North	North MS Medical Center-Tupelo	1
18	Womack	Tracy	North	Trace Regional Hospital	1
19	Woo	Janet	Southeast	Forrest General Hospital	1
20	Wright	Kim	North	North MS Medical Center-Tupelo	1
	Total				20

Collector and Report Writer Training Feb 5-7, 2014							
Ct	First Name	Last Name	Region	Facility	Day 1 Feb 5	Day 2 Feb 6	Day 3 Feb 7
1	Carla	Alderson	EC	Anderson Regional Medical Center	1		
2	Kathleen	Berrie	Delta	LeBonheur Children's Hospital	1		
3	Andrew	Chambers	Central	Lackey Memorial Hospital	1	1	
4	Glenda	Chandler	Coast	George Regional Hospital	1	1	1
5	Bridget	Clark	Central	Lackey Memorial Hospital		1	
6	Kristen	Gordon	SW	Field Memorial Hospital	1	1	1

7	Angie	Hall	Central	Madison River Oaks	Cancelled		
8	Katy	Holloway	North	Pioneer Community Hosp - Aberdeen	Cancelled		
9	Mindy	Lafayette	Delta	Baptist Memorial Hospital - Desoto		1	1
10	Lisa	Miller	SW	Southwest Regional Medical Center	1		
11	Denise	Ray	Central	Simpson General Hospital	Cancelled		
12	Mary	Riddles	Delta	LeBonheur Children's Hospital	1		
13	Geri	Rowe	Central	JM Still Burn Center	1	1	1
14	Lakesha	Tonins	Delta	North Oak Regional Medical Center	Cancelled		
15	Rosalind	Williams	Central	Holmes County Hospital	1	1	
16	John	Wolfrum	Central	Magee General Hospital	1	1	
	Total				10	8	4

Trauma Center Education Visits:

December 11, 2013 Biloxi Regional Medical Center

Trauma Center Inspections:

December 5, 2013 Wesley Medical Center, Hattiesburg - Level III Trauma Center

January 27, 2014 River Oaks Hospital, Flowood – Level III Trauma Center

Trauma Center Designations:

No Level IV Trauma Centers were designated during this period.

Currently, the system is comprised of:

- Three Level I Trauma Centers (UMMC, Jackson; Regional Medical Center, Memphis; University of South Alabama, Mobile);
- One stand-alone Tertiary Pediatric Trauma Center (Le Bonheur Children's Hospital, Memphis);
- Four Level II Trauma Centers (North Mississippi Medical Center, Tupelo; Forrest General Hospital, Hattiesburg; Memorial Hospital of Gulfport, Gulfport; Singing River Hospital, Pascagoula);
- Fifteen Level III Trauma Centers;
- Sixty Level IV Trauma Centers; and
- One Burn Center applicant (Central Mississippi Medical Center).

Mississippi Trauma Advisory Committee (MTAC) Activities:

MTAC held its quarterly meeting on January 16, 2014. The committee passed the following:

- No regulation changes until the new ACS Optimal Resource Guide (“Orange Book”) is released.
- Upon the recommendation of the Finance Task Force and the MHA Systems-of-Care Committee, no changes to the TCTF Distribution Model are recommended.
- The report of the MTAC Strategic Planning Conference was approved by the committee and has been posted on the Department’s Trauma website. Recommendations of the report include the appointment of an Injury Prevention & Education Sub-committee (Mr. William Bassett as chair) and a Finance Sub-committee (Dr. Hugh Gamble as chair).
- The 2013 State Trauma Plan and the seven Region Trauma Plans are also posted on the department’s Trauma website.

The next meeting of MTAC is scheduled for April 17, 2014.

Trauma Data:

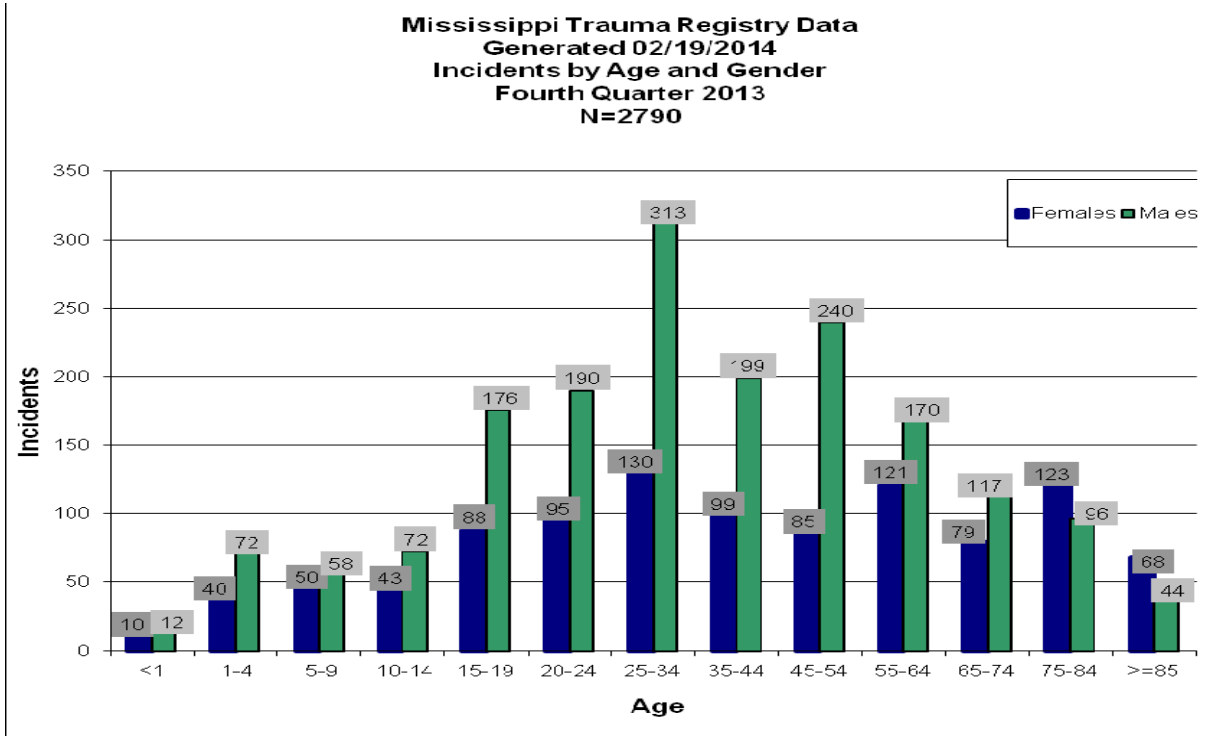
Injury Severity Score (ISS) Summary for Level I-III Trauma Centers

Mississippi Trauma Registry Data
Injury Severity Score Summary for Level I to Level III Hospitals
Generated 02/19/2014
Fourth Quarter 2013
N = 2158*

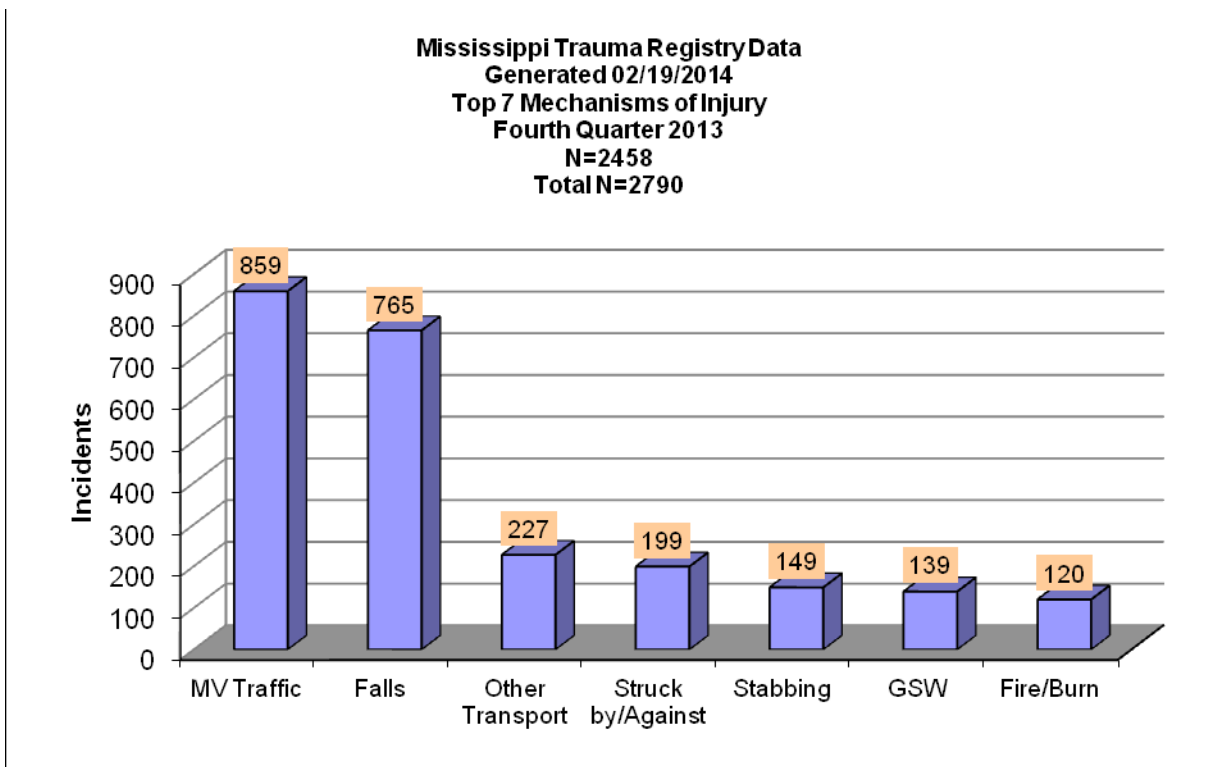
Facility	Site ID	ISS 1-9	ISS 10-15	ISS 16-24	ISS>24	ISS NotValued	Total Patients
Anderson Regional Medical Center-North	237	35	11	5	11	0	62
Baptist Memorial Hospital-Desoto	318	133	14	5	2	0	154
Baptist Memorial Hospital-GoldenTriangle	253	195	13	4	0	0	212
Baptist Memorial Hospital-North Miss.	228	59	11	4	5	0	79
Biloxi Regional Medical Center	299	19	1	0	1	1	22
Central MS Medical Center	240	3	0	0	0	0	3
Delta Regional Medical Center	189	64	9	4	1	0	78
Forrest General Hospital	141	353	41	22	8	0	424
Garden Park Medical Center	272	10	1	1	1	0	13
LeBonheur Children's Medical Center	901	20	9	5	3	0	37
Magnolia Hospital	248	72	3	1	0	0	76
Memorial Hospital at Gulfport	28	142	15	5	5	0	167
North MS Medical Center-Tupelo	63	230	35	16	11	0	292
Ocean Springs Hospital	390	11	2	0	0	0	13
Oktibbeha County Hospital	269	17	3	0	1	0	21
Regional Medical Center at Memphis	900	23	6	8	4	0	41
River Oaks Hospital, Inc.	297	5	2	0	0	0	7
Rush Foundation Hospital	59	43	11	5	2	0	61
Singing River Hospital	39	16	1	1	1	0	19
South Central Regional Medical Center	153	84	13	6	0	0	103
Southwest Miss Regional Medical Center	251	97	7	8	3	0	115
Univ of South Alabama Medical Center	914	40	7	7	4	0	58
University Medical Center	199	74	10	8	8	1	101
Total		1745	225	115	71	2	2158*

****Does not include 632 patients treated at Level IV Trauma Centers.***

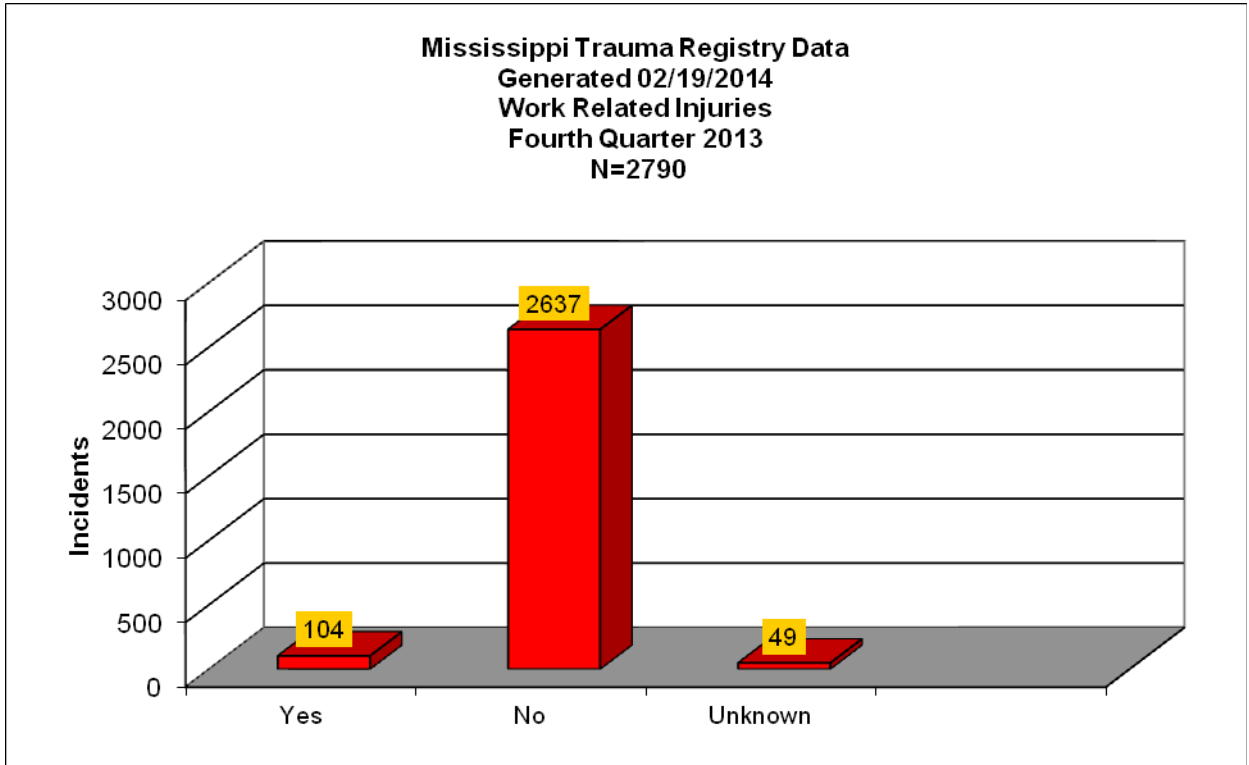
Age and Gender



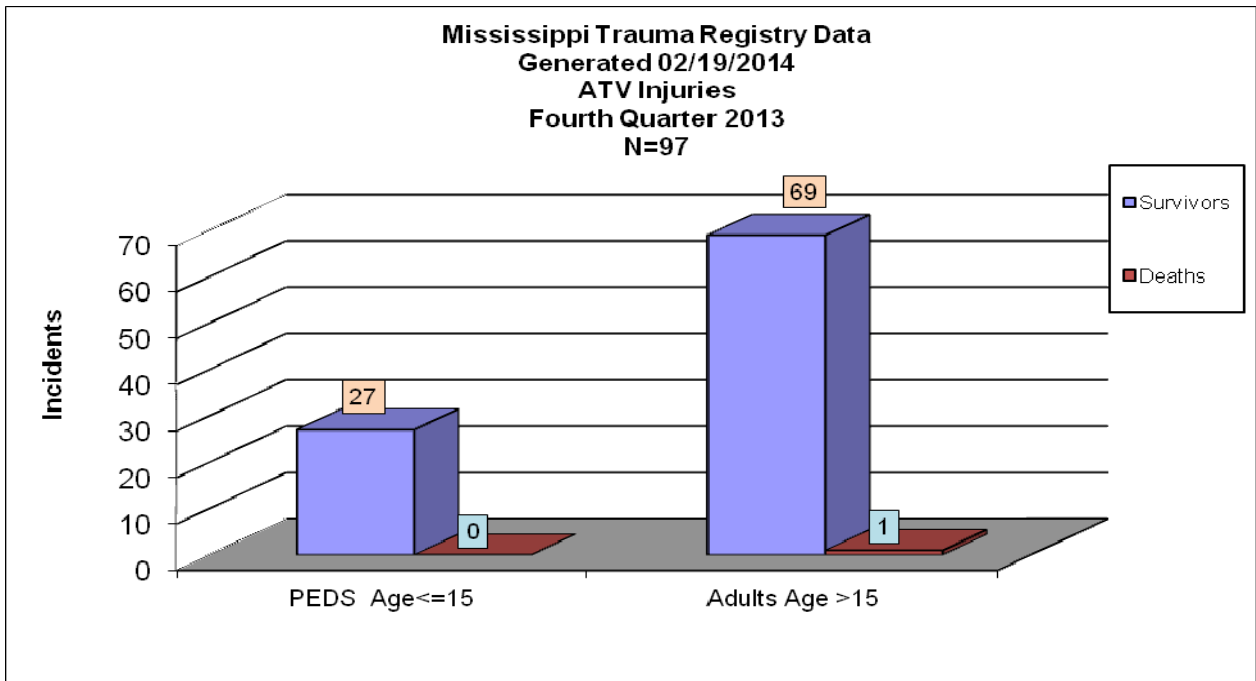
The top 7 mechanisms of injury



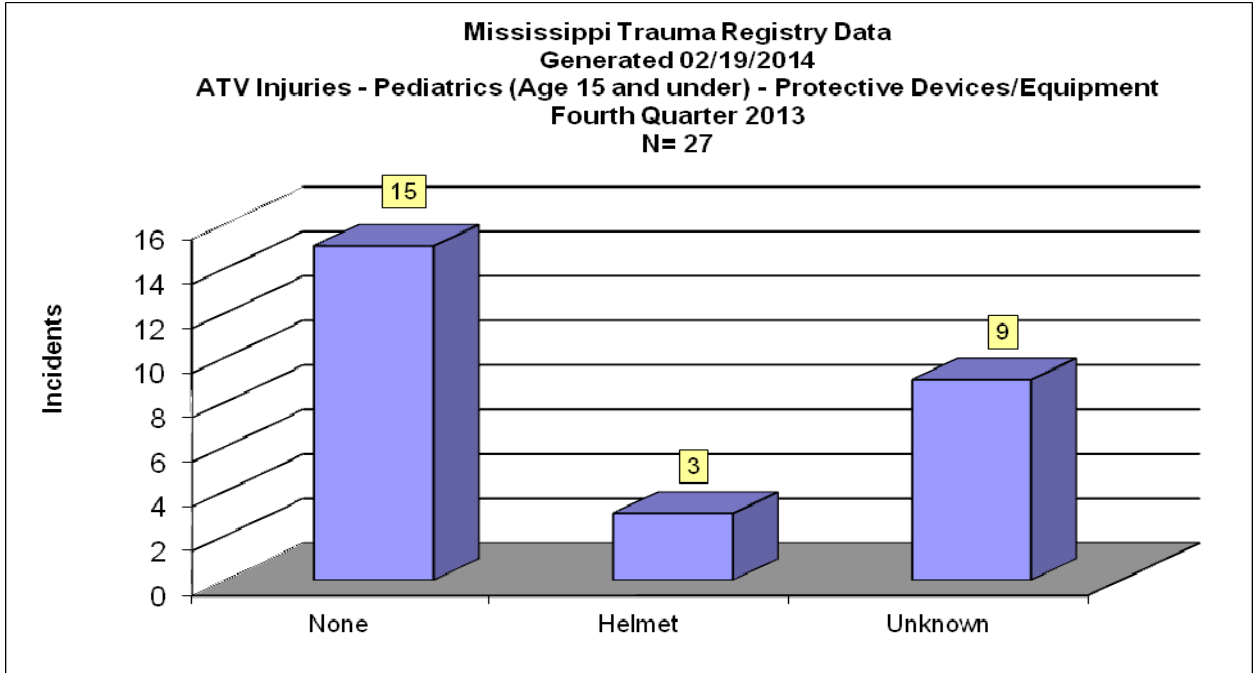
Work related injuries



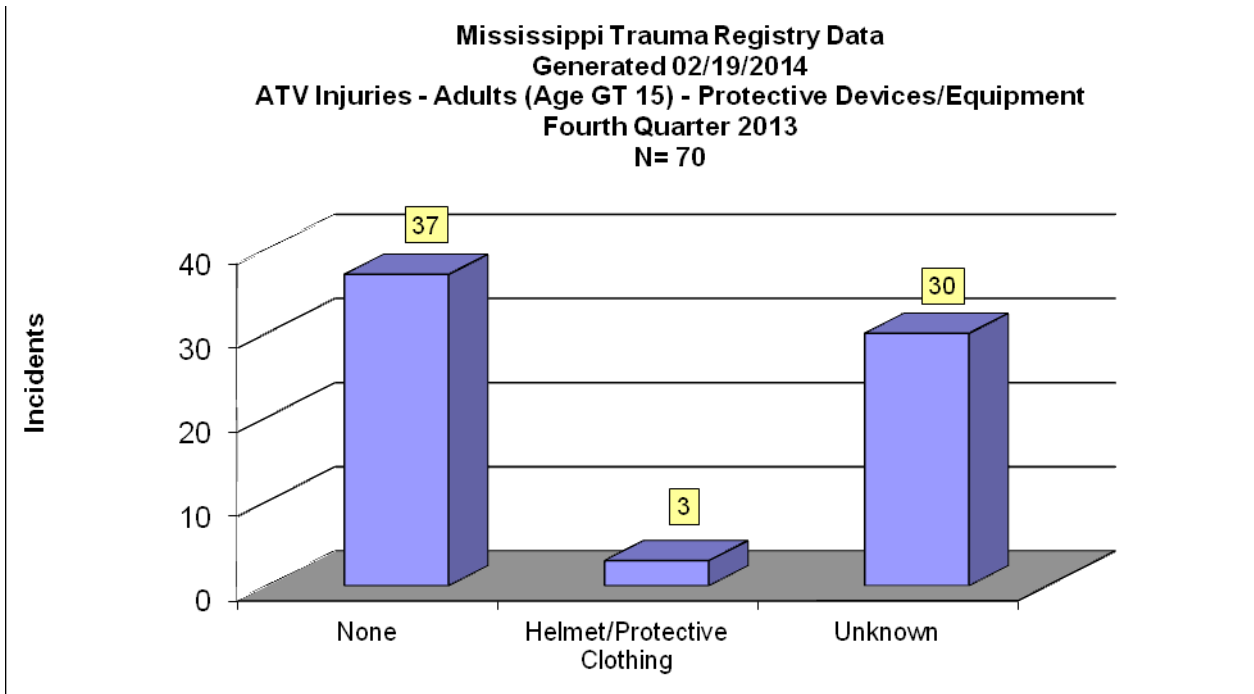
ATV Injuries and Deaths



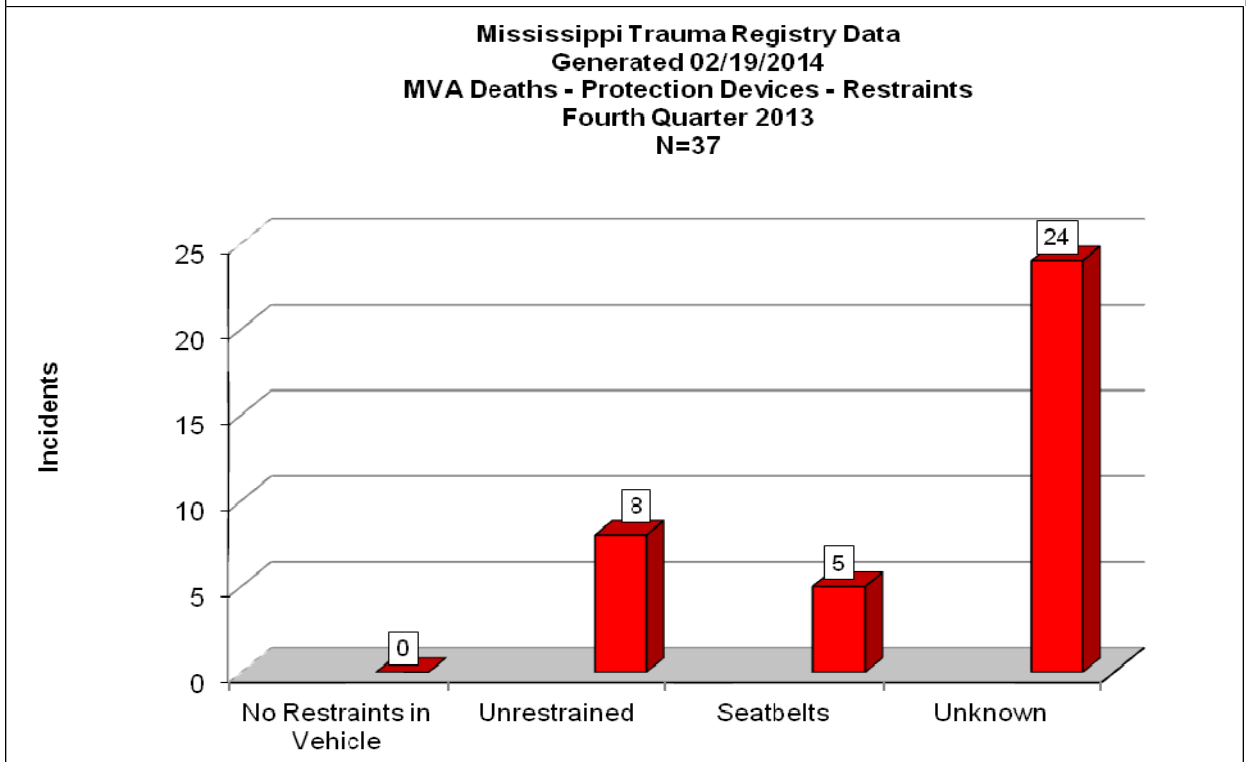
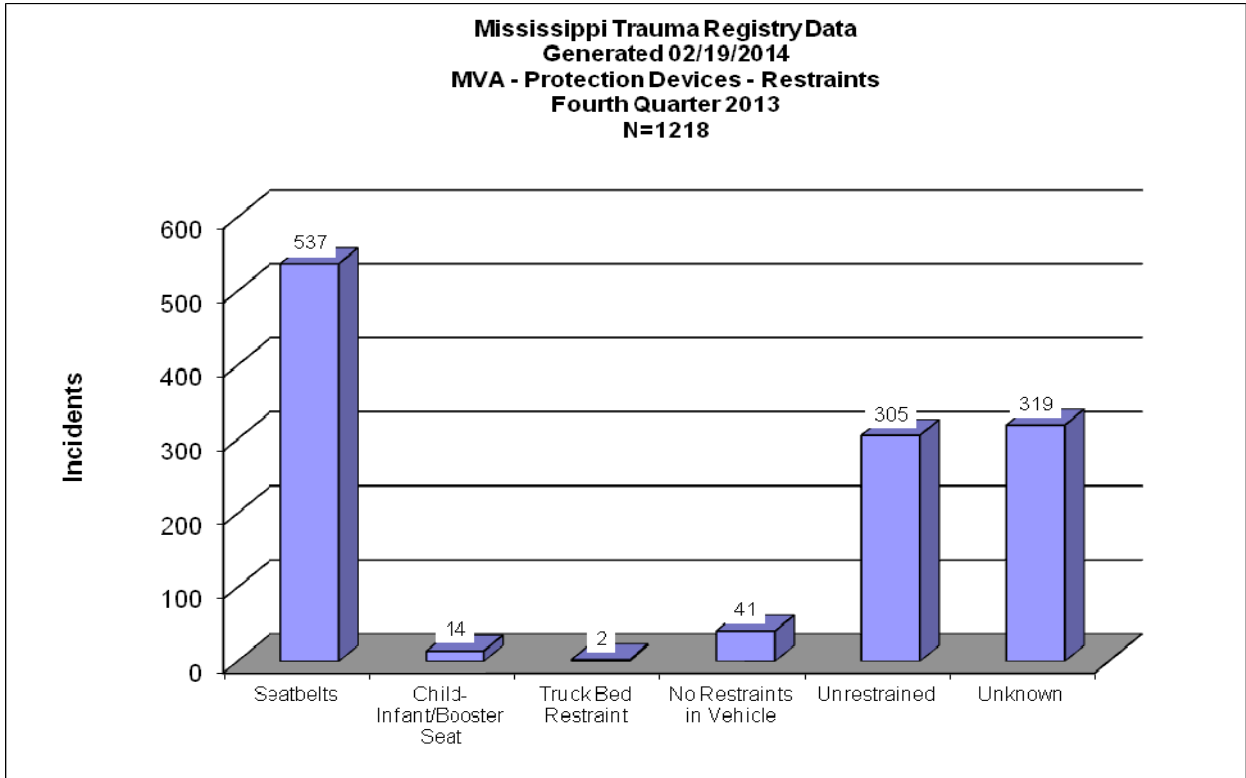
ATV Injuries and Deaths with Protective Devices (Pediatric)



ATV Injuries and Deaths with Protective Devices (Adult)



MVA with and without restraints

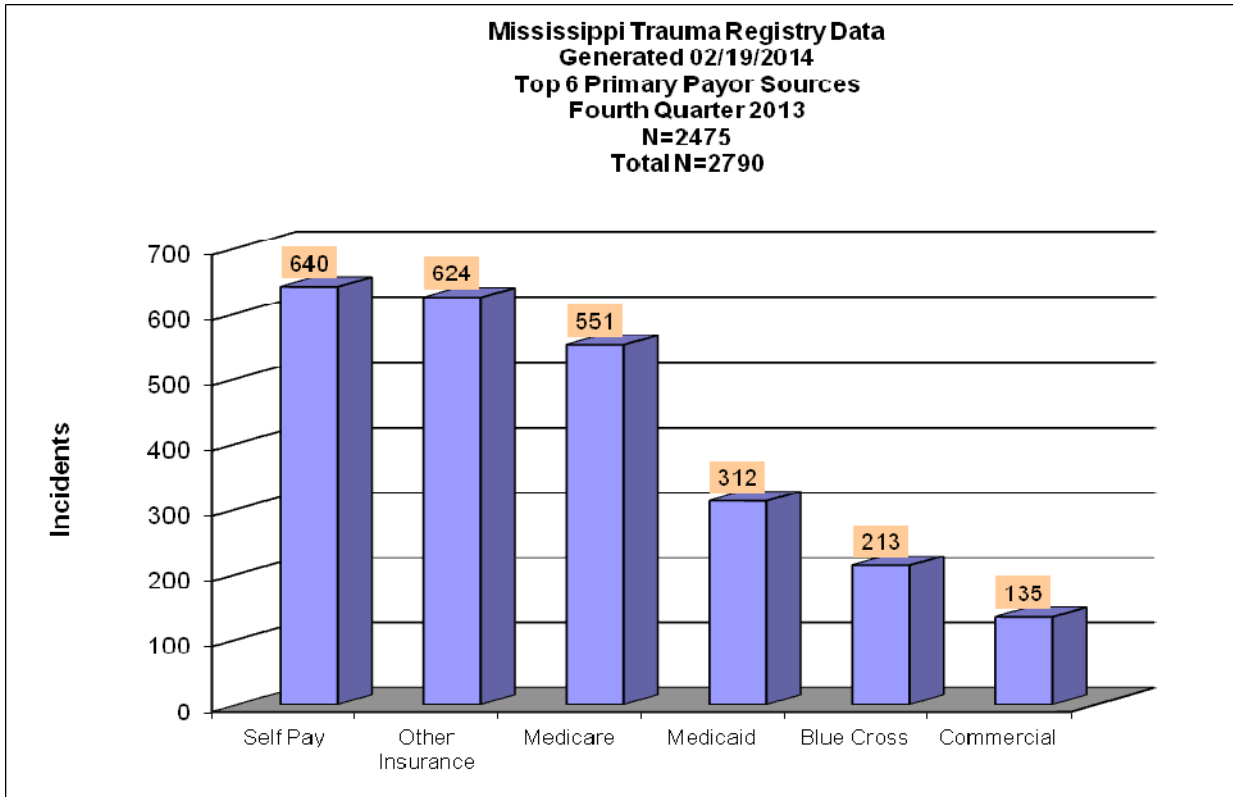


Trauma Performance Improvement (PI) Program:

Trauma PI Sub-committee activities:

- The sub-committee was scheduled to meet on January 22, 2014; the meeting was cancelled due to weather conditions.

Financial Data:



Trauma Care Trust Fund:

Fund Total – November 30, 2013

\$ 9,846,888

Month	Moving Violations	Interest	Tag Fee	ATV/ Motorcycle Fee	Play or Pay/ Other	Total Collected
December	\$477,326	\$11,679	\$945,744	\$196,308	\$2,984,000	\$4,615,057
January	829,408	9,349	693,976	111,773		1,644,506
February	382,904	No Report	881,768	No Report		1,264,672
Total	\$1,689,638	\$21,028	\$2,521,488	\$308,081	\$2,984,000	\$7,524,235

Fund Sub-total – February 28, 2014	\$ 17,371,123
Fall 2013 (January 2014) TCTF Distribution	-\$ 10,600,000
FY2014/2 Department Administrative Funds	-\$ 500,000
FY2014/2 Region Administrative Funds	<u>-\$ 820,000</u>
Obligated for Spring 2014 TCTF Distribution	\$ 5,451,123